



Mixed Investments 20-60% Shares Portfolio

April 2026

Objective

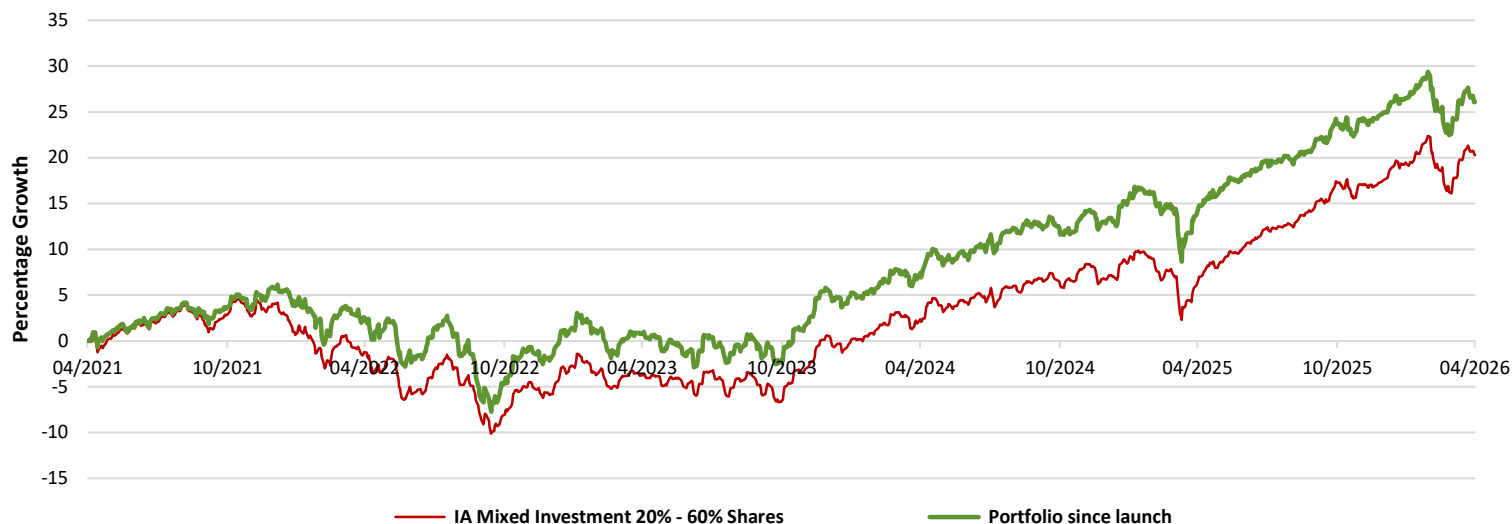
To provide a total return from a combination of income and some capital growth over the medium to long term, sufficient to allow a low level of income to be taken whilst protecting capital against the effects of inflation.

Performance Comparator:	IA Mixed Investment 20-60% Shares sector average
Launch Date:	30/11/2020
Expected Yield:	3.97%
Portfolio OCF:	0.57%
Initial Fee:	Nil
Management Fee:	0.10%
Lowes Risk Level:	2+

Strategy

The portfolio invests in a diversified range of funds across multiple asset classes, such as equities, fixed interest and direct commercial property. Investing in line with the parameters of the Investment Association Mixed Investment 20-60% Shares sector, this portfolio will always have at least 20% of its assets invested in equity funds but never more than 60%. The slightly higher equity content should provide for some capital growth even when taking a modest level of income, whilst the balanced nature of the different asset classes should provide a lower level of volatility compared to portfolios with a higher equity content.

Performance to 30 April 2026¹



Performance is calculated assuming all income is reinvested and is net of underlying fund charges but gross of Lowes' investment management charge, platform charges and any ongoing advice fees. Deduction of these will have the result of reducing the illustrated performance. Please refer to your investment adviser or investment administrator for details.

Discrete performance (%)

From	To	Portfolio	Sector
31/03/2025	31/03/2026	8.34	8.89
31/03/2024	31/03/2025	5.56	3.71
31/03/2023	31/03/2024	8.27	7.71
31/03/2022	31/03/2023	-3.91	-4.80
31/03/2021	31/03/2022	5.42	2.73

Cumulative performance (%)

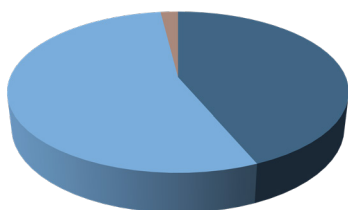
	Portfolio	Sector
1 Year	10.36	13.00
3 Years	25.10	24.95
5 Years	26.08	20.27

¹ This historic information is not representative of individual client account performance and is provided for illustrative purposes only. Past performance to the launch date of this portfolio on 30/11/2020 is referenced against the actual performance of the constituent funds in the portfolio. Performance since the launch date represents the actual performance of the portfolio including any changes made during that time. The fund charges shown are based on the share classes available on the Lowes Platinum platform and so may vary across platforms dependant on share class availability.

Portfolio breakdown as at 30 April 2026

Fund	Sector	Allocation (%)
Aegon Diversified Monthly Income	IA Mixed Investment 20-60% Shares	7.5
Artemis Income	IA UK Equity Income	6.5
Artemis Short-Duration Strategic Bond	IA Targeted Absolute Return	7.0
CT Global Multi Asset Income	IA Mixed Investment 20-60% Shares	8.0
IFSL Evenlode Global Income	IA Global Equity Income	9.0
Invesco Corporate Bond (UK)	IA Sterling Corporate Bond	3.0
L&G Multi-Index 4	IA Volatility Managed	8.5
M&G Global Dividend	IA Global Equity Income	9.0
Man High Yield Opportunities	IA Sterling High Yield	4.0
Man Income	IA UK Equity Income	6.5
MS Emerging Debt Opportunities	IA Global EM Bonds	4.0
PIMCO GIS Income	IA Sterling Strategic Bond	6.0
Royal London UK Government Bond	IA UK Gilts	4.0
Schroder Sterling Corporate Bond	IA Sterling Corporate Bond	5.0
Thesis TM Tellworth UK Select	IA Targeted Absolute Return	4.0
Thesis TM Gravis UK Infrastructure Income	IA Infrastructure	4.0
TwentyFour Dynamic Bond	IA Sterling Strategic Bond	4.0
		100

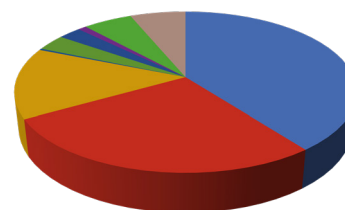
Asset Allocation



	(%)		(%)	
Equities	42.26		Undisclosed	0.00
Fixed Interest	54.81		Cash	0.00
Property	2.93		Other	0.00
Alternative Investment	0.00		-	-

NB: Figures might not add up to 100% due to rounding.

Geographical Weighting



	(%)		(%)	
UK	39.76		Emerging Markets	0.96
North America	26.57		Cash*	0.00
Europe	13.73		International	5.49
Japan	0.06		Undisclosed	7.29
Asia Pacific	3.34		Other	0.00
Latin America	2.80		-	-

*Not all funds declare their cash holdings separately as part of their geographical weightings, so this figure may differ from the asset allocation.

Important

The portfolio is managed on a discretionary basis therefore the investment manager may make changes to the investments held without notice. Investors are agreeing to the investment model as recommended by an Adviser and may not be investing into the specific assets included in this factsheet. The factsheet will be updated and made available as soon as is practicable following a change made by the investment manager. Past performance is not a guide to future performance. The value of investments and any income from them can fall as well as rise and are not guaranteed, so you may get back less than you invested. If you invest in currencies other than your own, fluctuations in currency value will mean that the value of your investment will move independently of the underlying asset.

Consideration should be given to whether it is felt that the outcome of any risk assessment is accurate and advice should be sought for factors such as investment objectives, the investment term, attitude to risk, capacity for investment loss and the level of inflation. This illustrative document is intended for investors where advice has been given by Advisers. Models are prepared in accordance with the stated objective and not client circumstances. Information from given sources is taken to be reliable and accurate, which Lowes Investment Management Ltd cannot warrant for accuracy or completeness.

Lowes Investment Management is authorised and regulated by the Financial Conduct Authority (192938).