



Mixed Investments 0-35% Shares Portfolio

April 2026

Objective

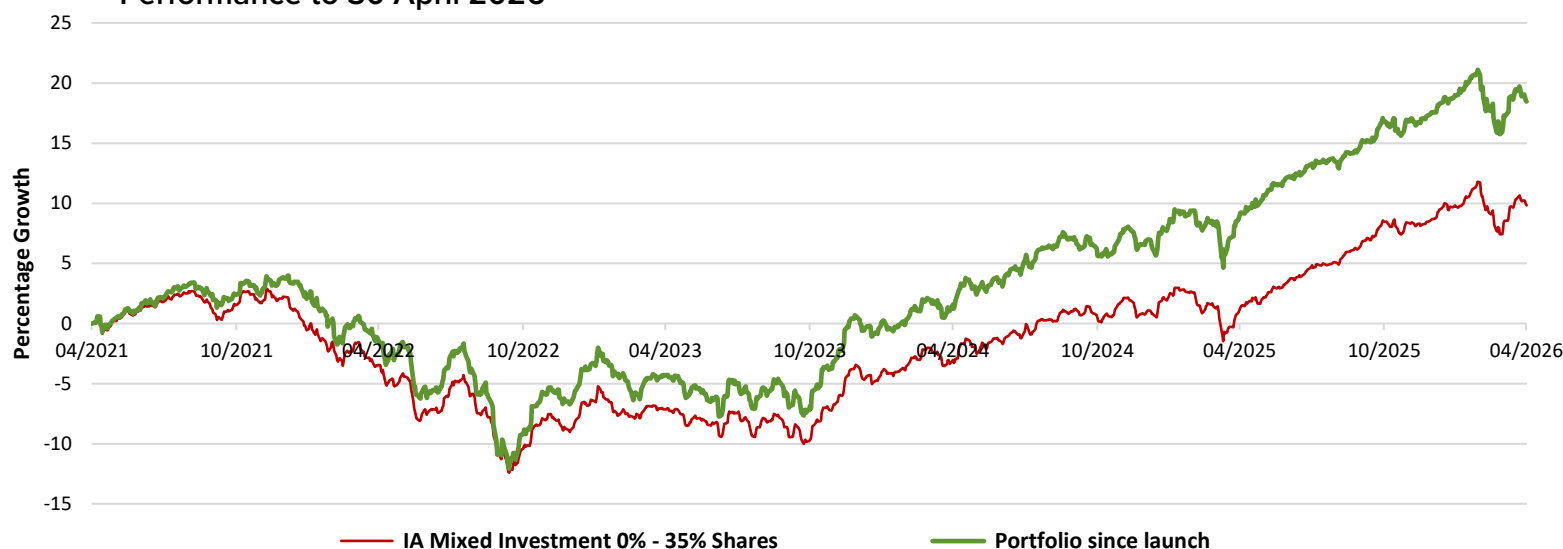
To provide a total return over the medium to long term, mainly through income generation, which is sufficient to provide some capital growth, after inflation, but with a focus on keeping a low level of volatility.

Performance Comparator:	IA Mixed Investment 0-35% Shares sector average
Launch Date:	30/11/2020
Expected Yield:	4.52%
Portfolio OCF:	0.58%
Initial Fee:	Nil
Management Fee:	0.10%
Lowes Risk Level:	2+

Strategy

The portfolio invests in a diversified range of funds across multiple asset classes, such as equities, fixed interest and direct commercial property. Investing in line with the parameters of the Investment Association Mixed Investment 0-35% Shares sector, this portfolio will never have more than 35% of its assets invested in equity funds and will also tend to have a bias towards the UK to reduce the effects of currency fluctuations. The lower equity content will hopefully reduce the volatility exhibited by this portfolio in all but the most extreme market conditions, but still produce sufficient returns to protect capital against the effects of inflation in the medium to long term.

Performance to 30 April 2026¹



Performance is calculated assuming all income is reinvested and is net of underlying fund charges but gross of Lowes' investment management charge, platform charges and any ongoing advice fees. Deduction of these will have the result of reducing the illustrated performance. Please refer to your investment adviser or investment administrator for details.

Discrete performance (%)

From	To	Portfolio	Sector
31/03/2025	31/03/2026	7.74	6.39
31/03/2024	31/03/2025	5.84	3.33
31/03/2023	31/03/2024	7.88	5.85
31/03/2022	31/03/2023	-5.75	-5.94
31/03/2021	31/03/2022	1.76	-0.20

Cumulative performance (%)

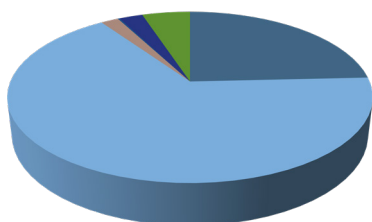
	Portfolio	Sector
1 Year	8.70	8.54
3 Years	23.82	18.28
5 Years	18.49	9.84

¹ This historic information is not representative of individual client account performance and is provided for illustrative purposes only. Past performance to the launch date of this portfolio on 30/11/2020 is referenced against the actual performance of the constituent funds in the portfolio. Performance since the launch date represents the actual performance of the portfolio including any changes made during that time. The fund charges shown are based on the share classes available on the Lowes Platinum platform and so may vary across platforms dependant on share class availability.

Portfolio breakdown as at 30 April 2026

Fund	Sector	Allocation (%)
Artemis Income	IA UK Equity Income	7.5
Artemis Strategic Bond	IA Sterling Strategic Bond	7.0
CT Global Multi Asset Income	IA Mixed Investment 20-60% Shares	9.0
Invesco Monthly Income Plus	IA Sterling Strategic Bond	8.0
Janus Henderson Strategic Bond	IA Sterling Strategic Bond	6.5
L&G Multi-Index 3	IA Volatility Managed	10.0
Man Income	IA UK Equity Income	7.5
Man High Yield Opportunities	IA Sterling High Yield	5.0
Nomura Global Dynamic Bond (Hedged)	IA Sterling Strategic Bond	7.0
Premier Miton Strategic Monthly Income Bond	IA Sterling Strategic Bond	6.0
Royal London Sustainable Managed Growth Trust	IA Mixed Investment 0-35% Shares	5.0
Schroder Sterling Corporate Bond	IA Sterling Corporate Bond	6.5
Tellworth UK Select	IA Targeted Absolute Return	4.0
TwentyFour Dynamic Bond	IA Sterling Strategic Bond	8.0
VT Gravis UK Infrastructure Income	IA Infrastructure	3.0
		100

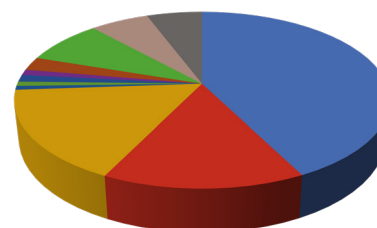
Asset Allocation



	(%)		(%)	
Equities	23.37		Undisclosed	0.00
Fixed Interest	67.72		Cash	3.24
Property	2.40		Other	3.27
Alternative Investment Strategies	0.00		-	-

NB: Figures might not add up to 100% due to rounding.

Geographical Weighting



	(%)		(%)	
UK	42.41		Emerging Markets	1.01
North America	15.83		Cash*	1.99
Europe	16.51		International	8.07
Japan	0.78		Undisclosed	6.00
Asia Pacific	0.74		Other	5.18
Latin America	1.48		-	-

*Not all funds declare their cash holdings separately as part of their geographical weightings, so this figure may differ from the asset allocation.

Important

The portfolio is managed on a discretionary basis therefore the investment manager may make changes to the investments held without notice. Investors are agreeing to the investment model as recommended by an Adviser and may not be investing into the specific assets included in this factsheet. The factsheet will be updated and made available as soon as is practicable following a change made by the investment manager. Past performance is not a guide to future performance. The value of investments and any income from them can fall as well as rise and are not guaranteed, so you may get back less than you invested. If you invest in currencies other than your own, fluctuations in currency value will mean that the value of your investment will move independently of the underlying asset.

Consideration should be given to whether it is felt that the outcome of any risk assessment is accurate and advice should be sought for factors such as investment objectives, the investment term, attitude to risk, capacity for investment loss and the level of inflation. This illustrative document is intended for investors where advice has been given by Advisers. Models are prepared in accordance with the stated objective and not client circumstances. Information from given sources is taken to be reliable and accurate, which Lowes Investment Management Ltd cannot warrant for accuracy or completeness.

Lowes Investment Management is authorised and regulated by the Financial Conduct Authority (192938).