



Income Focus Portfolio

October 2025

Objective

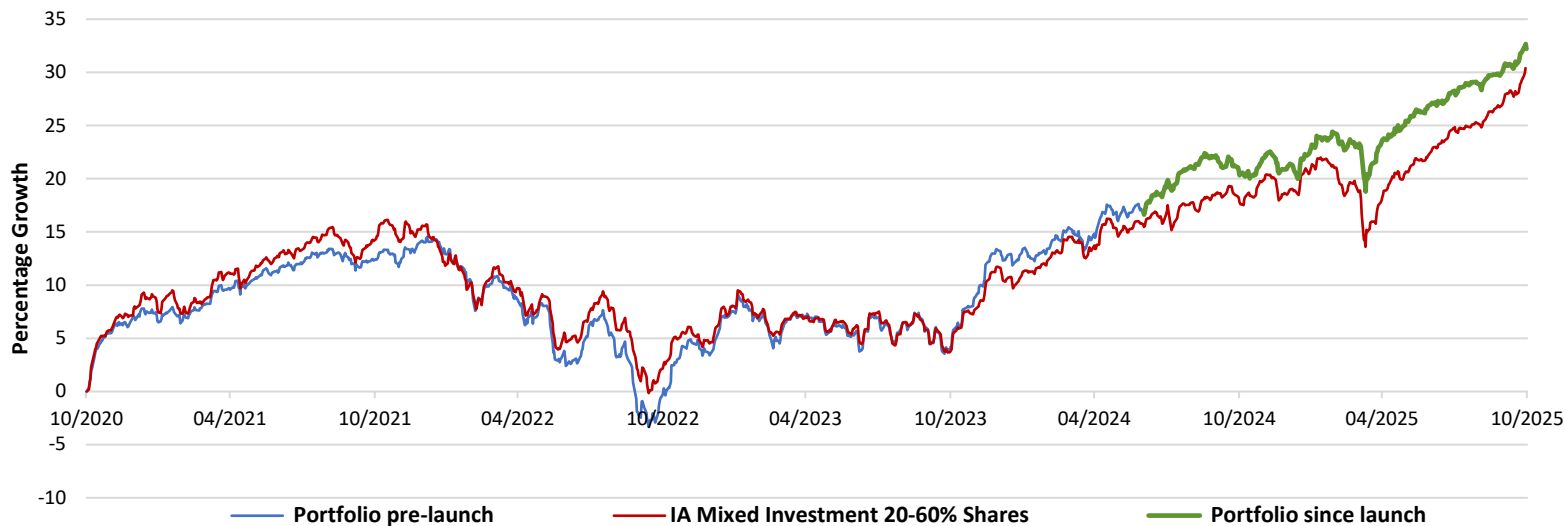
To provide a higher level of income relative to the broader market at the potential expense of capital appreciation over the medium to long term.

Performance Comparator:	IA Mixed Investment 20-60% Shares
Launch Date:	30/06/2024
Expected Yield:	5.99%
Portfolio OCF:	0.74%
Initial Fee:	Nil
Management Fee:	0.10%
Lowes Risk Level:	2+

Strategy

To achieve a higher level of income, the portfolio will typically invest in equity income funds which employ covered call strategies to earn additional premium, along with strategic bond funds which have the flexibility to invest across the fixed income spectrum. It will also be invested in line with the parameters of the Investment Association Mixed Investment 20-60% Shares sector, so this portfolio will always have at least 20% of its assets invested in equity funds but never more than 60%. As most of the return generated by the underlying holdings is by way of income, there is likely to be little or no capital growth over the medium to long term.

Performance to 31 October 2025¹



Performance is calculated assuming all income is reinvested and is net of underlying fund charges but gross of Lowes' investment management charge, platform charges and any ongoing advice fees. Deduction of these will have the result of reducing the illustrated performance. Please refer to your investment adviser or investment administrator for details.

Discrete performance (%)

From	To	Portfolio	Sector
30/09/2024	30/09/2025	6.65	7.31
30/09/2023	30/09/2024	15.05	12.01
30/09/2022	30/09/2023	8.42	4.17
30/09/2021	30/09/2022	-13.15	-10.56
30/09/2020	30/09/2021	11.69	12.21

Cumulative performance (%)

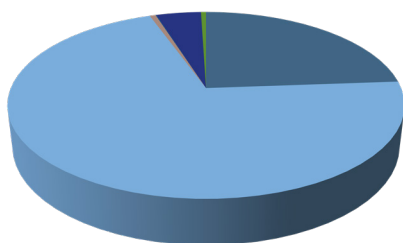
	Portfolio	Sector
1 Year	9.88	10.51
3 Years	32.60	27.51
5 Years	32.22	30.24

¹ This historic information is not representative of individual client account performance and is provided for illustrative purposes only. Past performance to the launch date of this portfolio on 30/06/2024 is referenced against the actual performance of the constituent funds in the portfolio. Performance since the launch date represents the actual performance of the portfolio including any changes made during that time. The fund charges shown are based on the share classes available on the Lowes Platinum platform and so may vary across platforms dependant on share class availability.

Portfolio breakdown as at 31 October 2025

Fund	Sector	Allocation (%)
Aegon Diversified Monthly Income	IA Mixed Investment 20-60% Shares	8.50
Artemis High Income	IA Sterling Strategic Bond	12.50
Fidelity Enhanced Income	IA UK Equity Income	5.00
Fidelity Global Enhanced Income	IA Global Equity Income	5.00
Invesco Monthly Income Plus	IA Sterling Strategic Bond	10.00
Janus Henderson Fixed Interest Monthly Income	IA Sterling Strategic Bond	12.50
Jupiter Monthly Income Bond	IA Sterling Strategic Bond	11.00
Jupiter Strategic Bond	IA Sterling Strategic Bond	15.00
Premier Miton Optimum Income	IA UK Equity Income	4.00
Schroder Income Maximiser	IA UK Equity Income	4.00
TwentyFour Dynamic Bond	IA Sterling Strategic Bond	12.50
		100

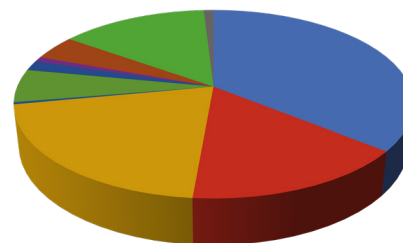
Asset Allocation



	(%)		(%)
Equities	24.81	Undisclosed	0.00
Fixed Interest	70.28	Cash	4.08
Property	0.00	Other	0.74
Alternative Investment Strategies	0.09	-	-

NB: Figures might not add up to 100% due to rounding.

Geographical Weighting



	(%)		(%)
UK	36.26	Emerging Markets	0.79
North America	15.04	Cash*	3.35
Europe	20.62	International	14.71
Japan	0.62	Undisclosed	0.00
Asia Pacific	5.56	Other	0.92
Latin America	2.13	-	-

*Not all funds declare their cash holdings separately as part of their geographical weightings, so this figure may differ from the asset allocation.

Important

The portfolio is managed on a discretionary basis therefore the investment manager may make changes to the investments held without notice. Investors are agreeing to the investment model as recommended by an Adviser and may not be investing into the specific assets included in this factsheet. The factsheet will be updated and made available as soon as is practicable following a change made by the investment manager. Past performance is not a guide to future performance. The value of investments and any income from them can fall as well as rise and are not guaranteed, so you may get back less than you invested. If you invest in currencies other than your own, fluctuations in currency value will mean that the value of your investment will move independently of the underlying asset.

Consideration should be given to whether it is felt that the outcome of any risk assessment is accurate and advice should be sought for factors such as investment objectives, the investment term, attitude to risk, capacity for investment loss and the level of inflation. This illustrative document is intended for investors where advice has been given by Advisers. Models are prepared in accordance with the stated objective and not client circumstances. Information from given sources is taken to be reliable and accurate, which Lowes Investment Management Ltd cannot warrant for accuracy or completeness.

Lowes Investment Management is authorised and regulated by the Financial Conduct Authority (192938).