



Cautious Managed Portfolio

September 2024

Objective

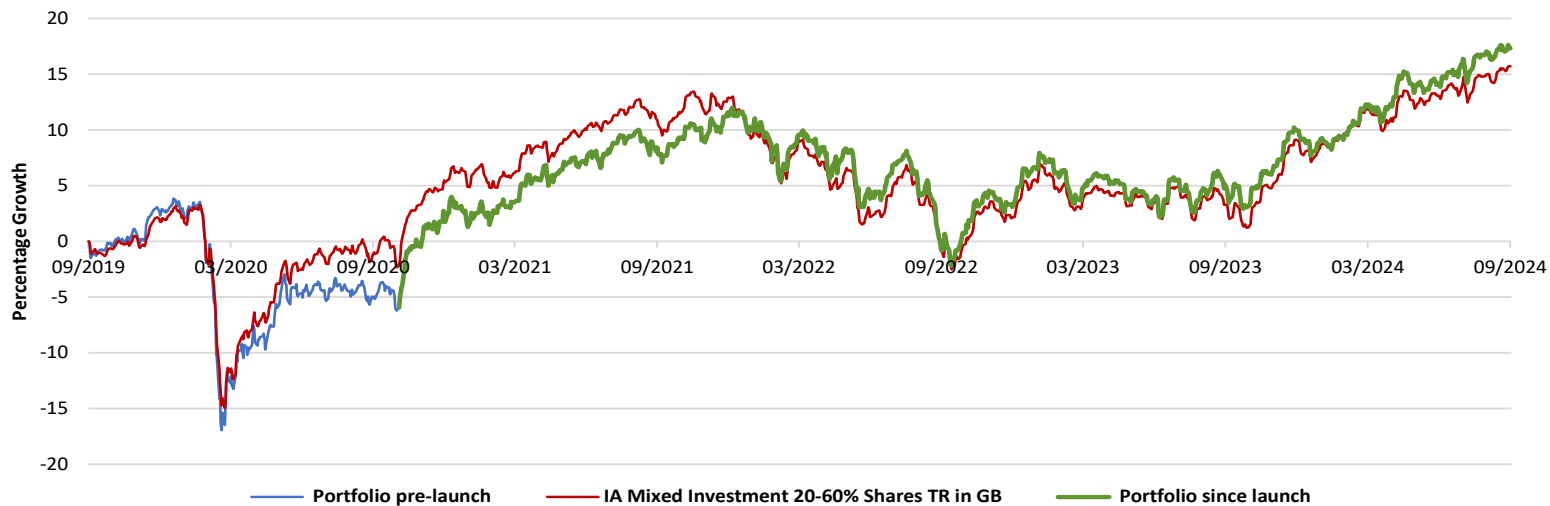
To provide capital growth over the medium to long term, mainly through income producing funds, making it suitable for those looking to make regular withdrawals, and with a focus on lower cost investments.

Performance Comparator:	IA Mixed Investment 20-60% Shares sector average
Launch Date:	31/10/2020
Expected Yield:	3.58%
Portfolio OCF:	0.32%
Initial Fee:	Nil
Management Fee:	0.10%
Lowes Risk Level:	2+

Strategy

The portfolio has been constructed so that asset allocation is in line with the investment restrictions of the IA Mixed Investment 20-60% Shares sector. The portfolio invests in equity, fixed interest, property and multi-asset funds, with a focus on lower cost options, where appropriate, but not at the expense of flexibility or an increase in internal risk.

Performance to 30 September 2024¹



Performance is calculated assuming all income is reinvested and is net of underlying fund charges but gross of Lowes' investment management charge, platform charges and any ongoing advice fees. Deduction of these will have the result of reducing the illustrated performance. Please refer to your investment adviser or investment administrator for details.

Discrete Performance (%)

From	To	Portfolio	Sector
30/09/2023	30/09/2024	11.57	12.04
30/09/2022	30/09/2023	6.01	4.17
30/09/2021	30/09/2022	-8.50	-10.56
30/09/2020	30/09/2021	14.22	12.21
30/09/2019	30/09/2020	-5.10	-1.19

Cumulative Performance (%)

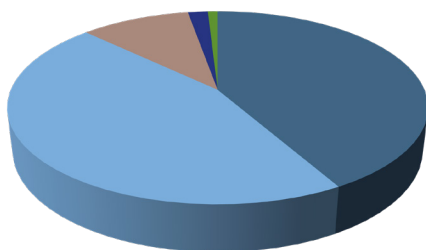
	Portfolio	Sector
1 Year	11.57	12.04
3 Years	8.23	4.39
5 Years	17.32	15.74

¹ This historic information is not representative of individual client account performance and is provided for illustrative purposes only. Past performance to the launch date of this portfolio on 31/10/2020 is referenced against the actual performance of the constituent funds in the portfolio. Performance since the launch date represents the actual performance of the portfolio including any changes made during that time. The fund charges shown are based on the share classes available on the Lowes Platinum platform and so may vary across platforms dependant on share class availability.

Portfolio Breakdown as at 30 September 2024

Fund	Sector	Allocation (%)
abrdn Global Real Estate	IA Property Other	5.0
Baillie Gifford High Yield Bond	IA Sterling High Yield	7.5
BlackRock Consensus 60	IA Mixed Investment 20-60% Shares	7.5
HSBC FTSE All Share Index	IA UK All Companies	7.5
HSBC FTSE 250 Index	IA UK All Companies	5.0
L&G Active Sterling Corporate Bond	IA Sterling Corporate Bond	7.5
L&G Multi-Index Income 4	IA Volatility Managed	10.0
L&G Short Dated Sterling Corporate Bond Index	IA Sterling Corporate Bond	7.5
L&G UK Property Feeder	IA UK Direct Property	5.0
Vanguard FTSE UK Equity Income Index	IA UK Equity Income	10.0
Vanguard Global Equity Income	IA Global Equity Income	10.0
Vanguard LifeStrategy 40% Equity	IA Mixed Investment 20-60% Shares	10.0
Vanguard UK Investment Grade Bond Index	IA Sterling Corporate Bond	7.5
		100

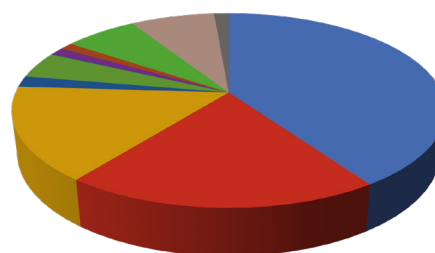
Asset Allocation



	(%)		(%)		
Equities	41.84	●	Undisclosed	0.00	●
Fixed Interest	45.40	●	Cash	1.83	●
Property	10.03	●	Other	0.90	●
Alternative Investment Strategies	0.00	●	-	-	-

NB: Figures might not add up to 100% due to rounding.

Geographical Weighting



	(%)		(%)		
UK	40.54	●	Emerging Markets	1.24	●
North America	19.89	●	Cash*	1.16	●
Europe	15.58	●	International	6.49	●
Japan	1.82	●	Undisclosed	7.50	●
Asia Pacific	4.38	●	Other	1.30	●
Latin America	0.10	●	-	-	-

*Not all funds declare their cash holdings separately as part of their geographical weightings, so this figure may differ from the asset allocation.

Important

The portfolio is managed on a discretionary basis therefore the investment manager may make changes to the investments held without notice. Investors are agreeing to the investment model as recommended by an Adviser and may not be investing into the specific assets included in this factsheet. The factsheet will be updated and made available as soon as is practicable following a change made by the investment manager. Past performance is not a guide to future performance. The value of investments and any income from them can fall as well as rise and are not guaranteed, so you may get back less than you invested. If you invest in currencies other than your own, fluctuations in currency value will mean that the value of your investment will move independently of the underlying asset.

Consideration should be given to whether it is felt that the outcome of any risk assessment is accurate and advice should be sought for factors such as investment objectives, the investment term, attitude to risk, capacity for investment loss and the level of inflation. This illustrative document is intended for investors where advice has been given by Advisers. Models are prepared in accordance with the stated objective and not client circumstances. Information from given sources is taken to be reliable and accurate, which Lowes Investment Management Ltd cannot warrant for accuracy or completeness.

Lowes Investment Management is authorised and regulated by the Financial Conduct Authority (192938).